

Evaluating the impact of

## Impact Evaluation

Common challenges for conservation

- Experiments are rarely possible
- Interventions cannot always be replicated
- Many interventions occurring together
- Complex histories
- Lack of baselines
- Lack of "controls" ...
- Multiple outcomes of interest
- Some outcomes multidimensional (e.g. wellbeing)



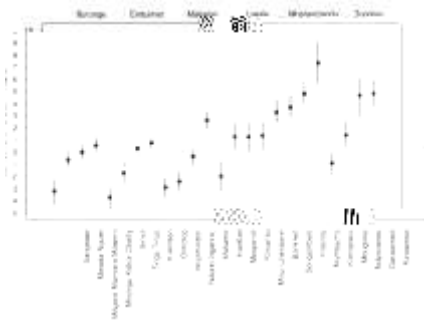
## Control village selection

Non-parametric matching




- Demographics (population density)
-

### Wealth change Village-level WMA effects




### Wealth change Household-level WMA effects



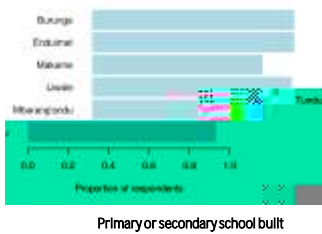
### Acceptance of WMAs Initially...



### Acceptance of WMAs ...and Now

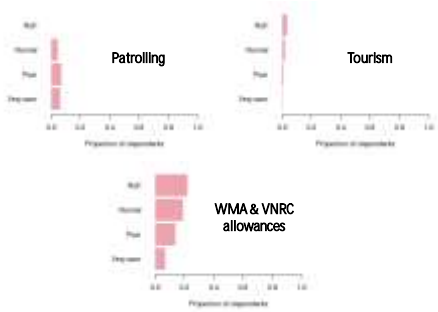


### Community benefits Public development projects




### Direct household income

Frequency and distribution by wealth



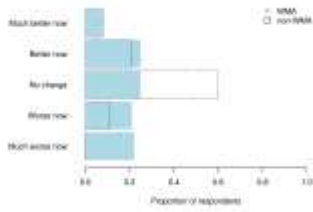
### Costs: Burunge

Change in crop damage



### Costs: Burunge

Change in crop damage



### Costs: Burunge

Change in access to natural resources

